

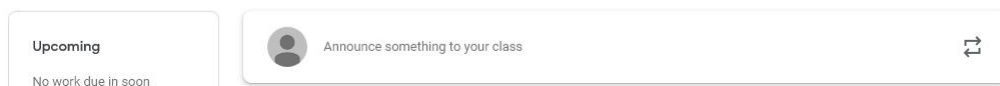



## ACCESSING GOOGLE MEET GUIDE FOR PUPILS

### Via Google Classroom:

If you are on a PC or laptop you can access Google Meet through your subject's Google Classroom. Please make sure you are using **Google Chrome** to access the classroom.

Click the weblink here.



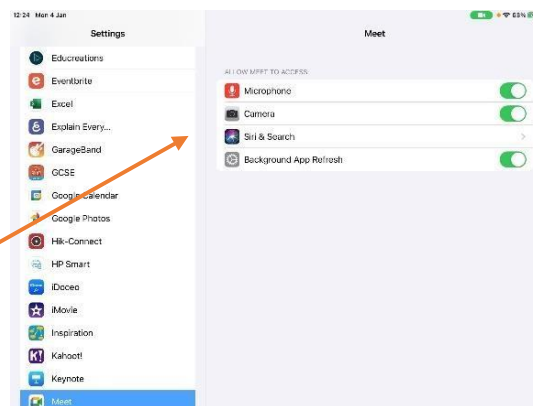
### Via an emailed web link:

If your teacher has posted a different web link, copy and paste the web link into **Google Chrome**. This will allow you to access the meeting.

### Using an iPad/tablet/smartphone to access Google Meet:

1. Download the Google Meet app in the app store.

2. In settings, make sure Meet has access to both your camera and microphone.



3. Click on the google meet app and select **join a meeting**.

4. Paste the Google Meet code into the box and then click join.

